

# upward-acting chain link and screen SECURITY DOORS



Model 811



Model 812 with 30" x 30" Mesh

## MODEL 811 FEATURES

- Aluminum frame construction
- 2" (50.8 mm) diamond galvanized steel mesh
- Single track with switch or dual track design
- The advantages of natural air flow
- High visibility in a secure environment
- Meets Homeland Security guidelines

### 2-INCH DIAMOND FENCING




The chain link security door is a cost-effective way to add cooling, ventilation, and security to your facility.

### MODEL 811 APPLICATIONS


- Distribution centers
- Manufacturing facilities
- Secured buildings
- Mezzanine gates
- Parking garage
- Jail sally ports

## MODEL 812 FEATURES

- Anodized aluminum frame construction
- Stainless steel wire mesh that meets Federal Specification STD A-A-1037B
- .023" (.58 mm) 12 x 12 mesh for security doors
- .011" (.28 mm) 30 x 30 mesh for food applications
- The advantages of visibility and natural air flow without the problems created by insects



.023" 12 x 12 mesh



.011" 30 x 30 mesh

The screen security door is a cost-effective way to add security, pest control, and ventilation to your facility.

### MODEL 812 APPLICATIONS

- Food and food product warehouses
- Health and beauty warehouses and manufacturing facilities
- Warehouses and manufacturing facilities in areas prone to insect infestations
- Paper mills

# upward-acting chain link and screen SECURITY DOORS

**Quality Assurance** – The doors shall be aluminum framed sectional overhead type as manufactured for Clopay Building Products Company. Each door is provided as one complete unit including sections, brackets, tracks, counterbalance mechanisms, hardware (list options) to suit the opening and headroom available. Standard maximum size 24'2" x 18' (7.4 m x 5.5 m).

**Materials and Construction** – Model 811 section frames shall be formed of 2-1/2" x 1-1/2" (63.5 mm x 38.1 mm) aluminum extrusions. The corners shall be internally braced with 10 gauge galvanized steel plates. The fence screen material shall be 11 gauge galvanized in 2" (50.8 mm) diamond shapes within the aluminum frame. Meeting rails to be flat. Bottom bumpers shall be provided for a soft closing. Model 812 section frames shall be formed of 1-1/2" (38.1 mm) or 1-7/8" (47.6 mm) thick aluminum extrusions. The standard screen material shall be 304 stainless steel in 12 x 12, .023" (.58 mm) diameter mesh. The fine screen material shall be 304 stainless steel in 30 x 30, .011" (.28 mm) diameter mesh.

**Finish** – Door to have a mill aluminum finish. The frame in powder coat paint finishes is optional.

**Hardware** – All hinges and brackets to be standard commercial grade, 11 gauge galvanized hinges. 10-ball bearing, long-stem, steel rollers, full floating in case-hardened steel races, mounted to fit the taper of the track.

**Track** – Vertical tracks to be a minimum of 16 gauge galvanized steel tapered and mounted for wedge-type closing. Horizontal tracks to be minimum 14 gauge galvanized steel, reinforced with minimum 13 gauge galvanized angles as required. Optional track switch available for single vertical track installations. 2" (50.8 mm) or 3" (76.2 mm) track as required.

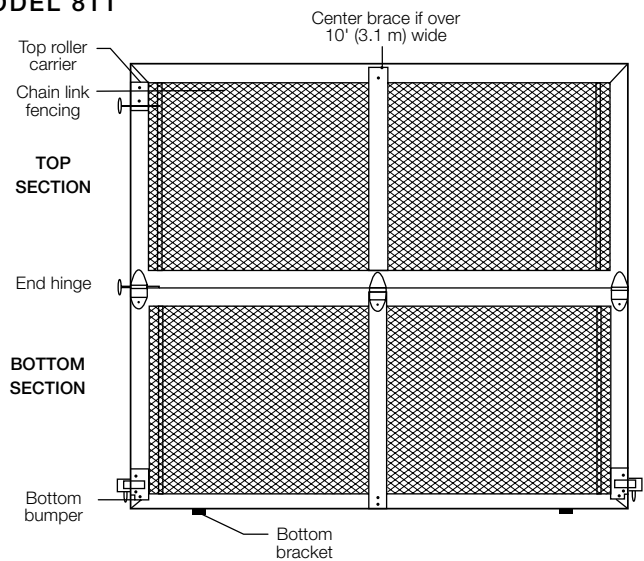
**Spring Counterbalance** – Door assembly to be operated by a torsion spring counterbalance mechanism, with a helically wound, oil tempered torsion spring mounted on a galvanized steel tube or a solid steel shaft as required. Springs shall have a minimum 15,000 cycle life. Cable drums are die cast aluminum with minimum 5:1 safety factor. Lift cables are high strength galvanized aircraft cable with minimum 7:1 safety factor.

**Locking** – Inside spring loaded slide bolt lock on end stile shall engage slot in track.

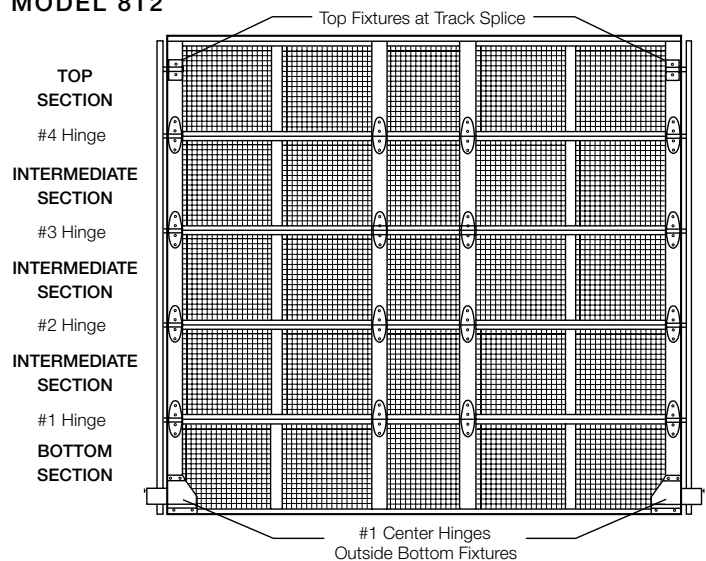
## OPTIONS

- A. High Cycle Spring** – Available in 25,000; 50,000; 100,000 cycles.
- B. Track** – Vertical lift and high lift track types available.  
Track switch available for single vertical track installations.
- C. Weatherstripping** – Complete perimeter seals available.
- D. Electric Operation** – Electric Interlock Switch available for motor operated doors with track switch installations.
- E. Hood Cover** – Outside building hood cover available for exterior mounted doors.

## MODEL 811



## MODEL 812



DISTRIBUTED BY:

For special applications and options, consult Commercial Information Assistance (CIA) at 1-800-526-4301.



For more information on these and other Clopay products, call 1-800-526-4301 or visit [www.clopaycommercial.com](http://www.clopaycommercial.com)

