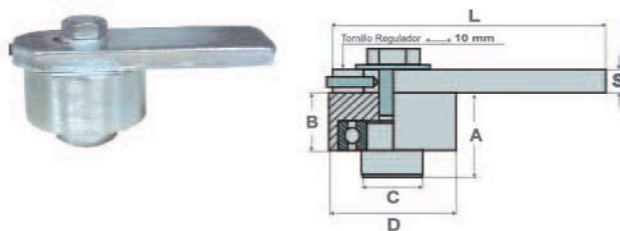





PIVOTE SUPERIOR PARA PUERTA BATIENTE



Cod	D	Pulg.	L	S	A	B	C	D	
260.40	40	1-1/2"	90	7	30	21	25	30	30
260.50	50	2"	100	8	41	26	30	20	20
260.70	70	2-3/16"	140	10	45	32	35	8	8

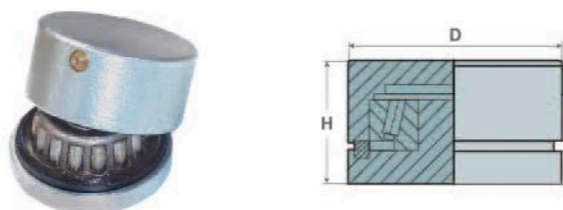
GUÍA SUPERIOR AJUSTABLE (CON 4 RODILLOS DE NYLON)



Cod	A	B	C	H	
217	40/80	25/50	220	59	5
218	45/95	46/76	350	82	5

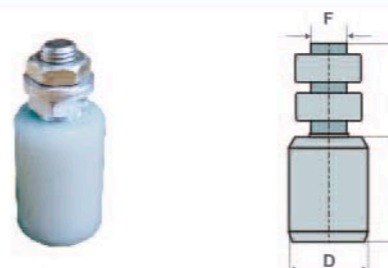


PIVOTE INFERIOR PARA PUERTA BATIENTE



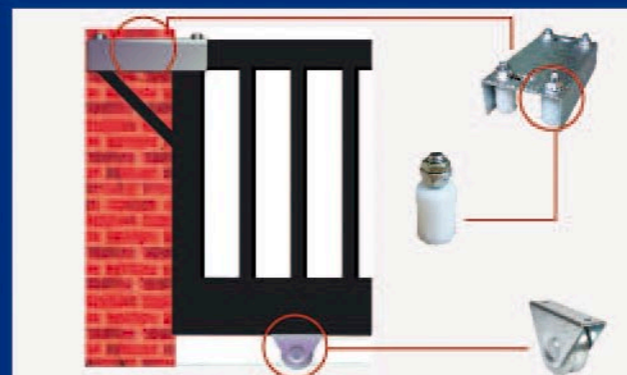
Cod	D	Pulg.	H	
265.40	40	1 9/16"	34	60
265.50	50	2"	32	50
265.70	70	2 3/4"	40	20

RODILLO DE NYLON



Cod	D	Pulg.	H	L	F	
113	25	1"	32	31	M14	50
117	30	1 3/16"	40	34	M14	50
118	40	1 1/2"	60	41	M16	30

DISTRIBUIDOR AUTORIZADO

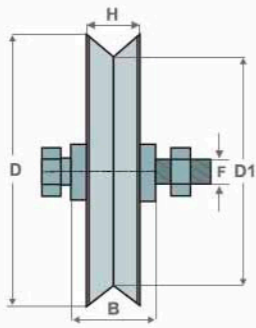


ACCESORIOS GALVANIZADOS PARA PUERTAS

CORREDIZAS Y BATIENTES

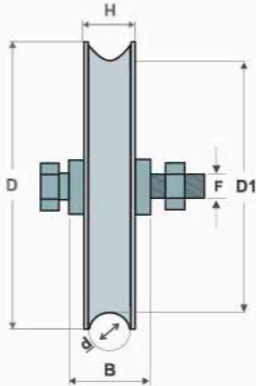


RUEDA EN V



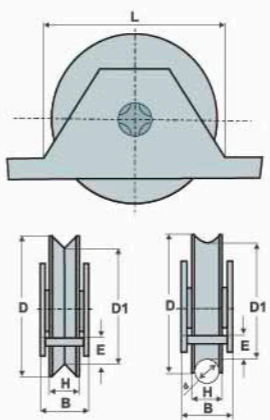
Cod	D	Pulg.	D1	B	H	F	Kg		
301	60	2 1/2"	48	24	17	10	100	1	40
302	75	3"	65	24	18	12	150	1	30
304	100	4"	84	34	22	12	200	1	12
304.2	100	4"	84	34	30	12	400	2	8
305.2	120	5"	99	34	30	14	400	2	8
107	160	6"	139	44	30	16	500	1	2
108	200	8"	179	44	30	20	600	1	2
109	250	10"	230	54	32	24	800	1	2

RUEDA EN O (PARA RIEL EN VARILLA REDONDA)



Cod	D	Pulg.	D1	B	H	F	Kg		
321.16	60	2 1/2"	48	24	17	10	100	1	40
322.16	75	3"	65	24	18	12	150	1	20
324.16	100	4"	84	34	22	12	200	1	12

RUEDA EN V CON SOPORTE



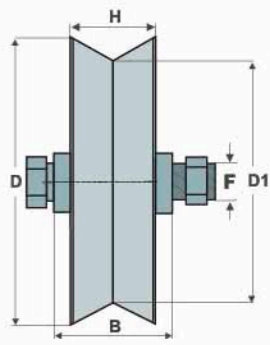
Rueda en V con soporte

Cod	D	Pulg.	D1	B	H	E	L	Kg		
702	75	3"	65	29	18	15	85	180	1	15
704	100	4"	84	33	20	20	110	220	1	8

Rueda en O con soporte (Para riel en varilla redonda)

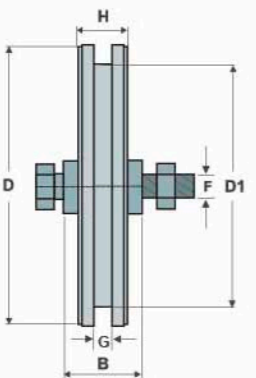
Cod	D	Pulg.	D1	B	H	d	E	L	Kg		
722.16	75	3"	65	29	18	16	15	85	180	1	15
724.16	100	4"	84	33	20	16	20	110	220	1	8

RUEDA EN V TRABAJO PESADO



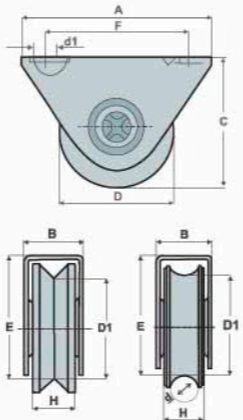
Cod	D	Pulg.	D1	B	H	F	Kg		
DW4	100	4"	74	51	45	12	800	2	10
DW5	127	5"	100	51	45	12	1000	2	4
DW6	150	6"	124	50	45	15.5	1200	2	4

RUEDA CANAL EN U (PARA RIEL EN VARILLA CUADRADA)



Cod	D	Pulg.	D1	B	G	H	F	Kg		
311	60	2 1/2"	48	24	6	17	10	100	1	40
312	75	3"	61	24	7	18	12	150	1	30
314	100	4"	82	34	8	22	12	200	1	12

RUEDA EN V CON BASE



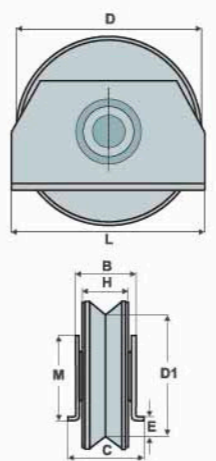
Rueda en V con base

Cod	D	Pulg.	D1	A	B	C	E	d1	F	H	Kg		
202	75	3"	60	116	36	80	74	9	90	25	200	1	12
204.2	100	4"	83	140	38	107	100	9	108	25	400	2	8

Rueda en O con base (Para riel en varilla redonda)

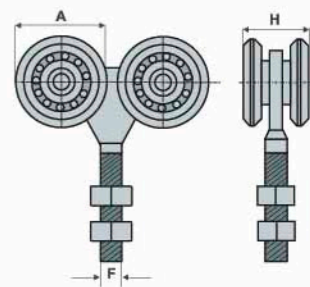
Cod	D	Pulg.	D1	A	B	C	E	d	d1	F	H	Kg		
222.16	75	3"	60	116	36	80	74	16	9	90	25	200	1	12
224.16	100	4"	83	140	38	107	100	16	9	108	25	400	2	8

RUEDA EN V CON SOPORTE



Cod	D	Pulg.	D1	B	C	E	H	L	M	Kg		
14110	60	2.5"	49	23	34	5	17	60	42	100	1	30
14115	68	3"	57	29.5	37	8	18	80	47	150	1	18
14140	100	4"	84	32.5	40	13.5	22	100	57	200	1	8

COCHE DE CUATRO RUEDAS



Cod	A	F	H	Kg		
4WB/46	45	M12	40	200	4	16
4WB/Z55	55	M20	43	400	4	6